



PRE-UNI NEW COLLEGE

Head Office: 5 The Crescent, Strathfield NSW 2135 PH: 9746 7000 FAX: 9746 6999
 Email: info@newcollege.edu.au Website: nsw.newcollege.com.au / www.cyberschool.com.au

Welcome to Pre-Uni New College Cyberschool!

Cyberschool is a special e-learning website (www.cyberschool.com.au) hosted by Pre-Uni New College and provides the extensive educational services to help students revise their entire Pre-Uni New College class work. Students can register for their own Cyberschool account to access its services.

Services vary depending on the course registered, and each service has its due date so students should enjoy all provided services until expiry as there is no extension.

Once registered Year 2 WEMT Course, students can:	Service Found At
➤ download Module Answers until the term finishes.	MY COURSES > WEMT > Module Answer
➤ watch Video Lessons for revision within given period.	MY COURSES > WEMT > Video Lesson
➤ try online quizzes (S.O.Q) to revise their module concepts until the term finishes. ➤ try weekly Vocabulary Tests to assess knowledge of the meaning and use of the words until the term finishes. ➤ try weekly Critical Thinking / Problem Solving Homework Questions for extra practice until the term finishes. ➤ try weekly S-Maths Homework to develop strong mathematical skills until the term finishes.	MY COURSES > WEMT > Online Homework
➤ attempt online Term Test on Week 8.	Term Test
➤ try GA Practice for Scholarship Test and Master 27ES for more practice until the last day of next holiday.	EXTRA STUDY RESOURCES > GA for Scholarship / Master 27ES

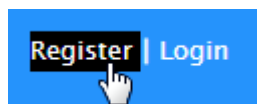
Below is the Overall Cyberschool Service Schedule for 2024 Term 4 Year 2 WEMT Course.

Week	Module Answer Vocabulary Test S-Maths H/W Critical Thinking H/W Problem Solving H/W	S.O.Q	Term Test		Video Lesson	
	Service Start	Service Start	Service Start	Service End	Service Start	Service End
Week 1	12/10/2024				12/10/2024	04/11/2024
Week 2	19/10/2024	19/10/2024			19/10/2024	11/11/2024
Week 3	26/10/2024				26/10/2024	18/11/2024
Week 4	02/11/2024	02/11/2024			02/11/2024	25/11/2024
Week 5	09/11/2024				09/11/2024	02/12/2024
Week 6	16/11/2024	16/11/2024			16/11/2024	09/12/2024
Week 7	23/11/2024				23/11/2024	16/12/2024
Week 8	30/11/2024	30/11/2024	30/11/2024	06/12/2024	30/11/2024	23/12/2024
Week 9	07/12/2024				07/12/2024	30/12/2024
Week 10	14/12/2024				14/12/2024	06/01/2025
Week 11	21/12/2024				21/12/2024	06/01/2025
<p>Module Answer, S.O.Q, Weekly Vocabulary Test, S-Maths H/W, TS-Critical Thinking H/W and Problem Solving H/W will be available until 6th January 2025.</p> <p>Term Test Review will be available from 23rd December 2024 to 5th January 2025.</p>						

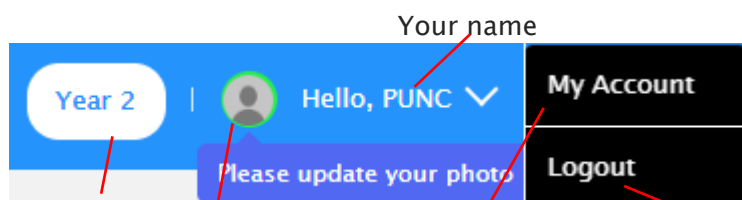
DISCLAIMER: DETAILS OF THE SERVICE SUBJECT TO CHANGE WITHOUT PRIOR NOTICE.

How can I get my Cyberschool account?

1. Go to www.cyberschool.com.au.
2. Click 'Register' on the top right corner of the main page.



3. Enter your student id number, date of birth and email address in the registration fields. Click the 'Submit' button.
4. Once you have submitted, you will be given a verification email, where it will contain the activation link.
5. Check your email inbox to find the verification email from the Cyberschool team. If you can't find it in your inbox, check the junk folder. It will be there, if so, unmark it as junk.
6. Click on the activation link. If the link doesn't work, copy and paste the link into the address bar of your internet browser and press the enter key.
7. The link will open a window for password creation (Sign Up) page. Enter your desired password twice in the following fields and click Submit.
8. Once registered, you will be logged into the site. The login status bar is located on the top right of the page which looks like Fig 1 below. If you want to log out, click 'Logout'.
9. Next time you want to log in, click 'Login' and enter your student number and password.



Your grade

Click the icon to update your photo

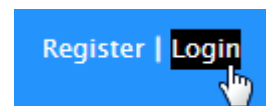
Your name

My account information

Click here to log out

I forgot my password.

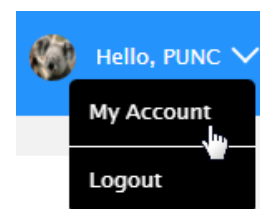
1. Click 'Login' at the top right of the page.



2. Click 'Forgot your password?' menu next to the Login button.
3. Enter your student id number, date of birth, email address and click 'Submit'.
4. Check your email account for your temporary password.
5. Log on to the Cyberschool with your temporary password.

How can I change my password?

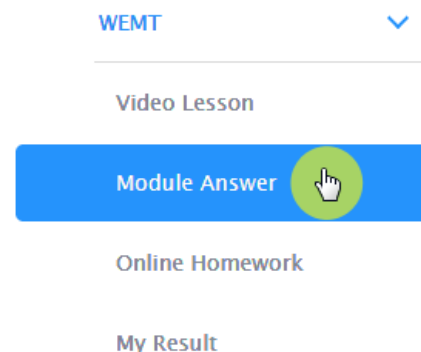
1. Log on to the Cyberschool and click 'My Account' on the top right corner of the main page.



2. Click 'Change my password' menu and enter new password twice then click 'Submit'.
3. A confirmation message will appear.

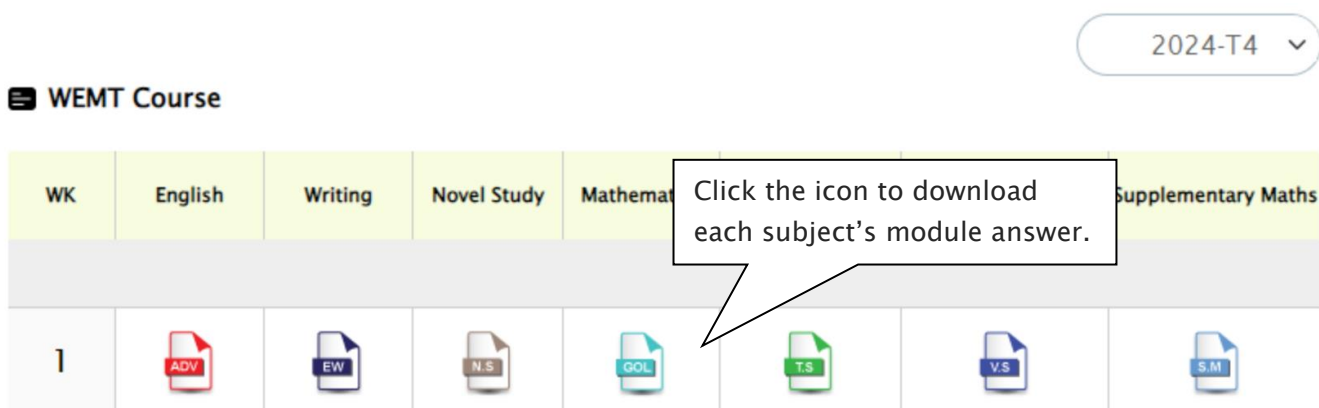
How to Download Module Answers

1. Go to 'Module Answer' below 'MY COURSES > WEMT' on the menu bar.



- 2. [Fig. 1] Click on the answer icon for the desired subject and the file download will start.
- 3. Parents can set a 6–digit passcode to download module answers, ensuring secure and controlled access. [Fig. 2] Click on the 'Set Passcode' button to establish your passcode. Once set, this passcode will be required each time you access the module answer page.
- 4. Module Answers will expire after the term finishes (refer to the service schedule on Page 2). Please note the date and remember to access them when available.

[Fig. 1]

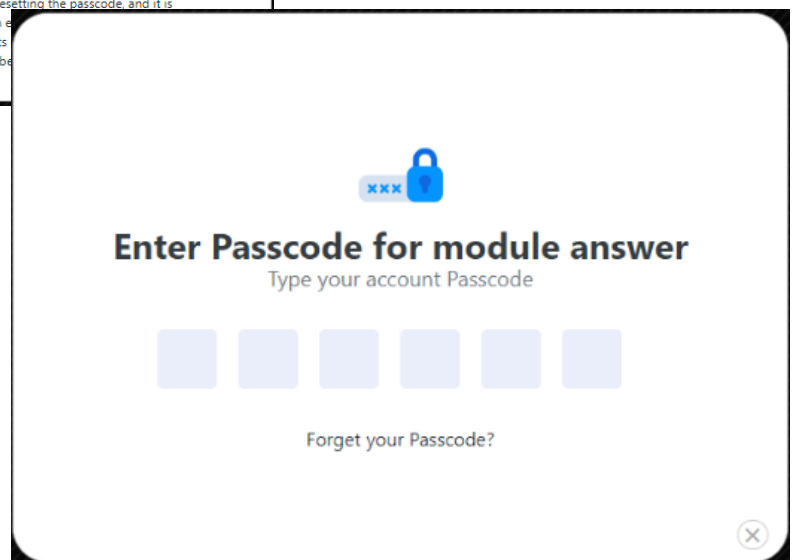
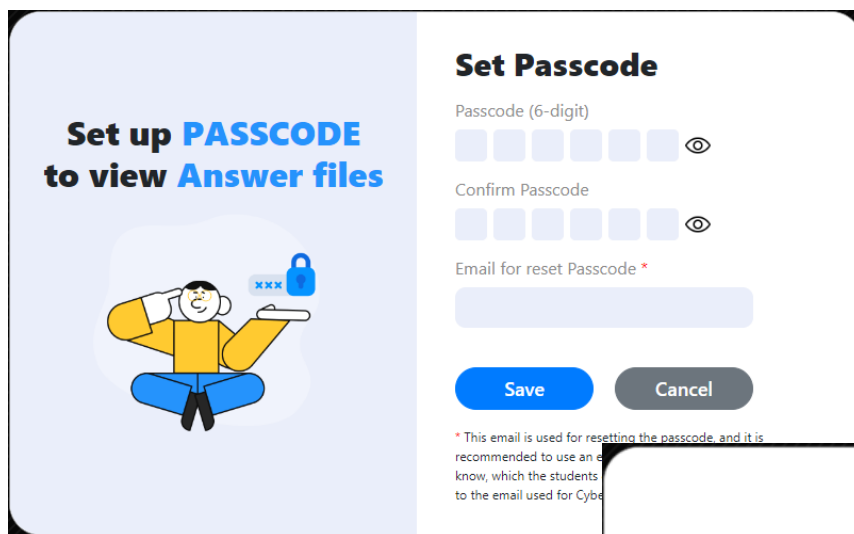
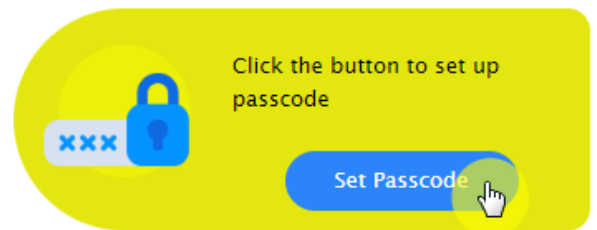


i All answers are in PDF file format. To view and print, you'll need the PDF reader or viewer software.

[Fig. 2]

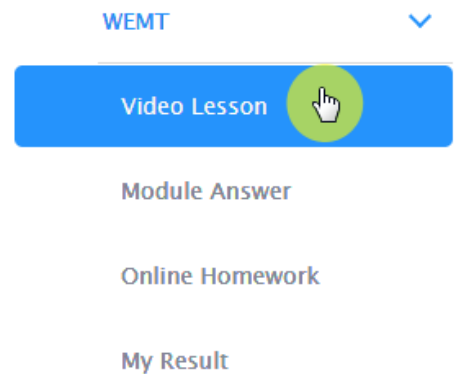
Module Answer

* Answers are available only during the term. Pre-Uni New College does not provide the previous term's answers.
Please download and save the answer files during the available period.



How to Watch the Video Lessons

1. Go to 'Video Lesson' below 'MY COURSES > WEMT' on the menu bar.



2. [Fig. 1] Click on the lesson icon for the desired subject.

3. Each Video Lesson will be available for **three weeks** from every Saturday for the corresponding module.

[Fig. 1]

Video Lesson

Term

WEMT Course				
WK	English	Writing	Novel Study	
1				

Click the icon to play each subject's module lesson.

What is S.O.Q?

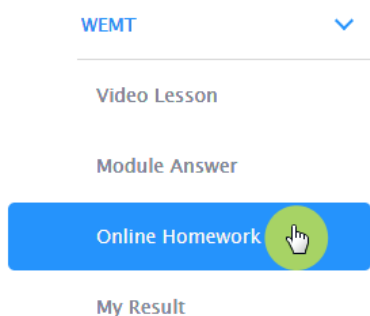
The **S.O.Q** (Special Online Quiz) service will enable students to practise their revision questions online at their own pace.

4 quizzes will be uploaded in weeks **2** (Modules 1&2), **4** (Modules 3&4), **6** (Modules 5&6) and **8** (Modules 7&8) of the course. Each quiz will have 10 Maths, 10 English and 10 Thinking Skills questions. Complete all S.O.Q is strongly encouraged for students, as these quizzes are helpful to build up a solid foundation in each area.

The **Special Online Quiz** will expire after the term finishes. Please note the date and remember to access them when available.

How to Do S.O.Q

1. Go to ‘**Online Homework**’ below ‘**MY COURSES**’ > **WEMT**’ on the menu bar.



2. [Fig. 1] Click ‘Start’ button on the subject you want to attempt.

Read the instructions and when you are ready, click ‘Start’. The quiz questions will appear on the screen. When you finish all the questions, click the ‘Finish’ button at the bottom right corner.

3. [Fig. 2] Test results and review service are accessible at ‘My Result’ menu as well.

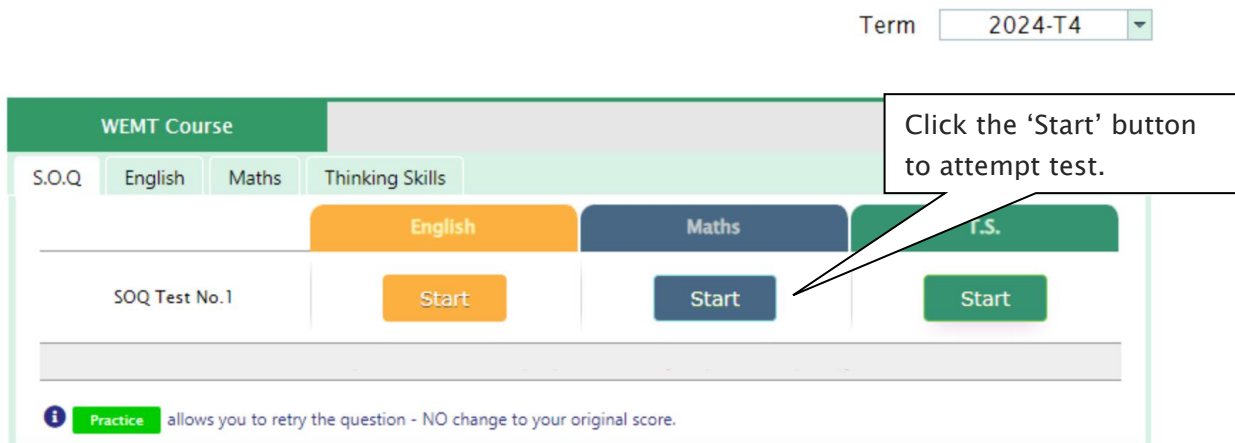
If the test mark is ‘0’, ‘Re-Test’ button will appear to reset the test.

Reattempting test is available by clicking ‘Practice’ button next to the ‘Test Review’. This will not affect to the original score.

4. [Fig. 3] S.O.Q completion chart will be included on the Term Test Report, so please finish all tests by Week 9 of the term.

[Fig. 1]

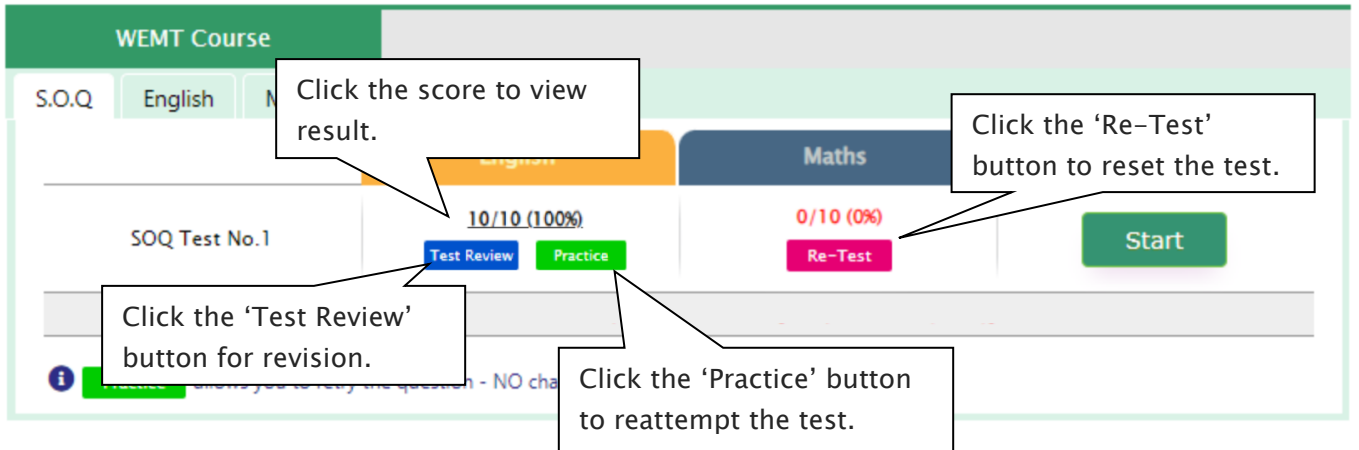
Online Homework



[Fig. 2]

Online Homework

Term 2024-T4



[Fig. 3]

Special Online Quiz				
Subject	No. 1	No.2	No.3	No.4
English	☹️	☹️	☹️	☹️
Mathematics	☹️	☹️	☹️	☹️
T.S.	☹️	☹️	☹️	☹️
Combined Score	☹️	☹️	☹️	☹️

What is Vocabulary Test?

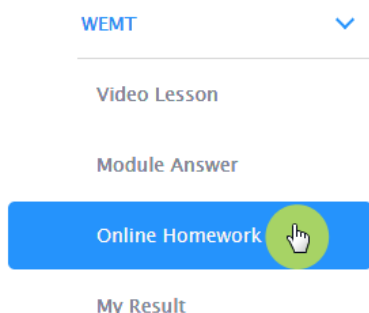
Building a strong vocabulary is critical as it improves all areas of communication and leads them to succeed in future selection tests like OC and selective high school exam. Students with high vocabulary skills tend to have high comprehension scores in English and thinking skills tests.

For these reasons, Cyberschool is offering students the online vocabulary test each week. Students thoroughly study the Vocabulary Skills module during the week and take the test to assess their knowledge of the meaning and use of those words.

The **Vocabulary Test** will expire after the term finishes. Please note the date and remember to access them when available.

How to Do Vocabulary Test

1. Go to ‘**Online Homework**’ below ‘**MY COURSES > WEMT**’ on the menu bar.



2. [Fig. 1] Click ‘Start’ of each module’s test.

Read the instructions and when you are ready, click ‘Start.’ The questions will appear on the screen. When you finish all the questions, click the ‘Finish’ button at the bottom right corner.

3. [Fig. 2] Test results and review service are accessible at ‘My Result’ menu as well.

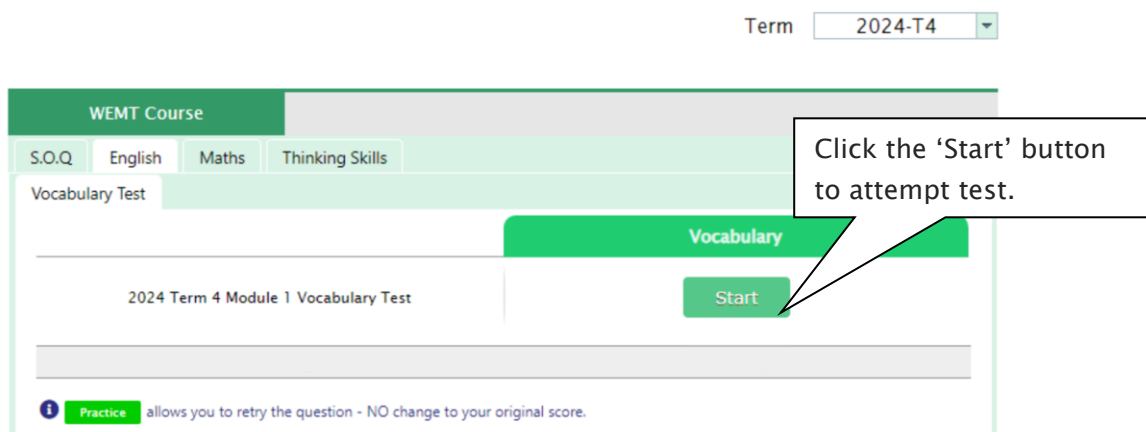
If the test mark is ‘0’, ‘Re-Test’ button will appear to reset the test.

Reattempting test is available by clicking ‘Practice’ button next to the ‘Test Review’. This will not affect to the original score.

4. Test results and review service are accessible at ‘My Result’ section as well.

[Fig. 1]

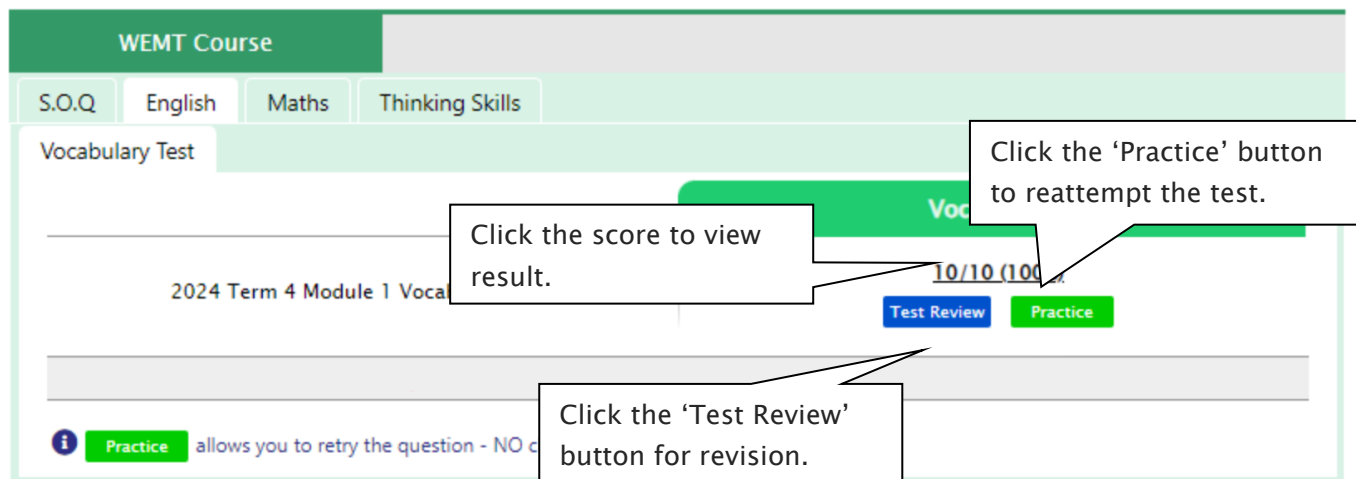
Online Homework



[Fig. 2]

Online Homework

Term 2024-T4

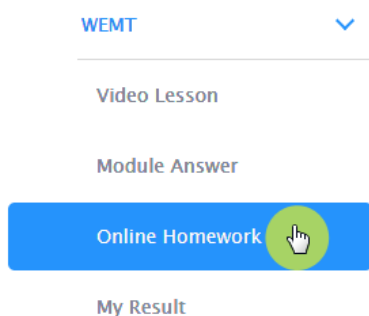


What is CT/PS Homework Question?

For more practice on Critical Thinking and Problem Solving, Year 2 WEMT course students will be able to attempt homework questions (5Q for Critical Thinking and 10Q for Problem Solving) each as a homework every week. The Critical Thinking and Problem Solving Test will expire after the term finishes. Please note the date and remember to access them when available.

How to Complete Homework Question

1. Go to 'Online Homework' below 'MY COURSES > WEMT' on the menu bar.



2. [Fig. 1] Click 'Start' of each module's test.

Read the instructions and when you are ready, click 'Start.' The questions will appear on the screen. When you finish all the questions, click the 'Finish' button at the bottom right corner.

3. [Fig. 2] Test results and review service are accessible at 'My Result' menu as well.

If the test mark is '0', 'Re-Test' button will appear to reset the test.

Reattempting test is available by clicking 'Practice' button next to the 'Test Review'. This will not affect to the original score.

4. Test results and review service are accessible at 'My Result' section as well.

[Fig. 1]

Online Homework

Term 2024-T4

WEMT Course

S.O.Q English Maths Thinking Skills

Critical Thinking Homework Problem Solving Homework

2024 Term 4 Module 1 TS Homework

Start

Click the 'Start' button to attempt test.

Practice allows you to retry the question - NO change to your original score.

[Fig. 2]

Online Homework

Term 2024-T4

WEMT Course

S.O.Q English Maths Thinking Skills

Critical Thinking Homework Problem Solving Homework

2024 Term 4 Module 1 TS

Thinking Skill: 5/5 (100%)

Test Review Practice

Click the score to view result.

Click the 'Practice' button to reattempt the test.

Click the 'Test Review' button for revision.

Practice allows you to retry the question - NO change to your original score.

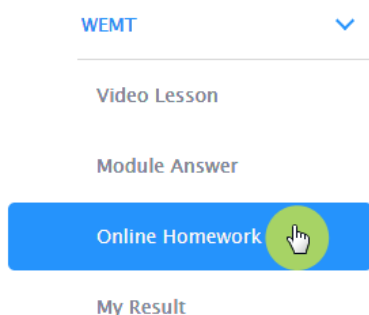
What is Supplementary Maths Homework?

Supplementary Maths (S-Maths) booklet is not taught in class and it is provided as an extra resource for your maths study at home. Each module corresponds to the topics studied in the respective module of the WEMT Maths book. Students are encouraged to complete S-Maths module questions each week to develop a strong mathematical skill.

The **S-Maths** module questions will expire after the term finishes. Please note the date and remember to access them when available.

How to Do S-Maths Homework

1. Go to ‘**Online Homework**’ below ‘**MY COURSES > WEMT**’ on the menu bar.



2. [Fig. 1] Click ‘Start’ of each module’s test.

Read the instructions and when you are ready, click ‘Start.’ The questions will appear on the screen. When you finish all the questions, click the ‘Finish’ button at the bottom right corner.

3. [Fig. 2] Test results and review service are accessible at ‘My Result’ menu as well.

If the test mark is ‘0’, ‘Re-Test’ button will appear to reset the test.

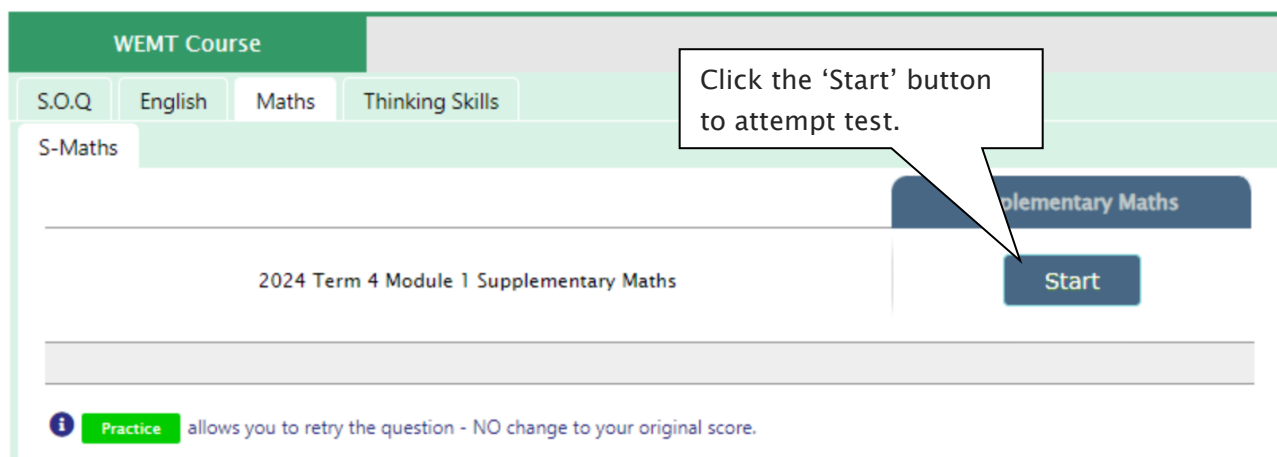
Reattempting test is available by clicking ‘Practice’ button next to the ‘Test Review’. This will not affect to the original score.

4. Test results and review service are accessible at ‘My Result’ section as well.

[Fig. 1]

Online Homework

Term



[Fig. 2]

Online Homework

Term 2024-T4

The screenshot shows a navigation menu with 'WEMT Course' at the top, followed by 'S.O.Q', 'English', 'Maths', and 'Thinking Skills'. Below this is 'S-Maths'. The main content area displays '2024 Term 4 Module 1 Supple' with a score of '2/17 (12%)'. There are two buttons: 'Test Review' (blue) and 'Practice' (green). Callouts provide instructions: 'Click the score to view result.' points to the score; 'Click the 'Practice' button to reattempt the test.' points to the green button; and 'Click the 'Test Review' button for revision.' points to the blue button. A footer note states: 'Practice allows you to retry the question - NO change to your original score.'

What is the Online Term Test?

Year 2 WEMT course students will take the term tests in week 8 of each term. Term test is for assessment and subsequent reporting — generating valuable feedback for students and parents, this also will be the only indicator of next term’s class allocation.

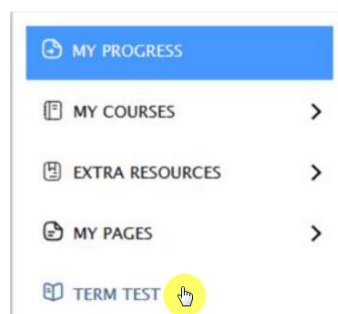
Students must complete all tests within the test opening period as there will be NO catch-up tests available after the test period.

Term test reports will be sent out to the parents by email at the end of the term. The report contains the information about total marks, achievement level (position), comprehensive comments on each test component and students’ Special Online Quiz (S.O.Q) scores. Students must complete all S.O.Q by Week 9 to make the scores available on their report.

Students can access the term test review service during the first week of each school holiday period and review the (max 10) Maths and Thinking Skills term test questions they missed. They are encouraged to revise all questions it provides and build up a solid foundation before their next term’s studies.

How to Complete the Online Term Test

1. Go to ‘**TERM TEST**’ on the menu bar.



2. [Fig. 1] You will then see the test subjects and start buttons like below. Click ‘Start’ button to begin the test. Read the test instruction and when you’re ready, click ‘Start’ at the bottom of the screen.

3. Read each question carefully and show your answer using the mouse.

4. When you completed the test, click ‘Finish’ button at the bottom right corner.

[Fig. 1]

Online Test

